

## 2020 CF Registry Data Highlights

### CFRI participants

1256 participants in CFRI in 2020

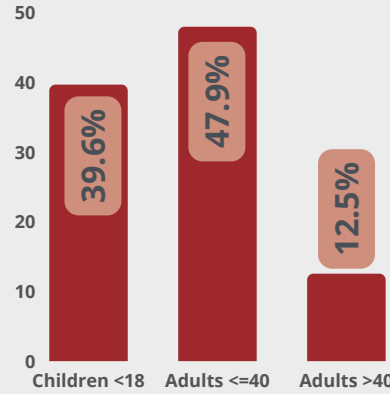
Female  
42%



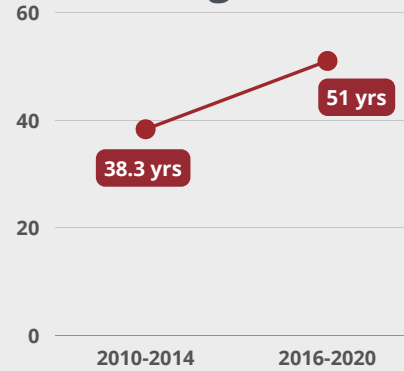
Male  
58%

### Age distribution

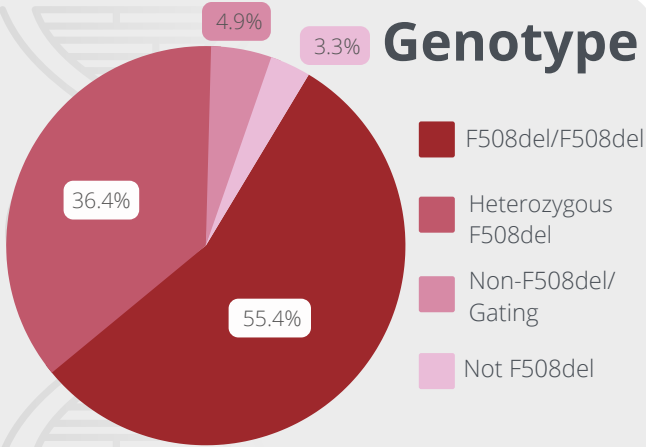
% of total CFRI population



### Median survival age

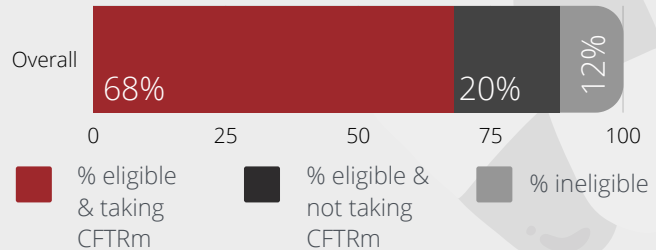


### Genotype



### CFTR Modulator therapy\*

\*shown as a % of total CFRI population



N.B. Patients may be eligible for more than 1 CFTRm. Patients may have switched modulators over the course of the year.

### Key stats

Adults (18+)

Children

	Adults (18+)	Children
<b>Demographics</b> (number of participants)	759	497
<b>Median best ppFEV<sub>1</sub></b>	66.3%	91.5%
<b>Complications</b> (top 3 most prevalent)	Reflux 55.1% Sinus 40.2% Diabetes 30.3%	Reflux 25.4% Sinus 6.2% Cirrhosis 5.0%
<b>Microbiology</b> (% chronic status)	P. aeruginosa 31.2% S. aureus 24.3%	P. aeruginosa 7.9% S. aureus 37.0%
<b>BMI</b> ( <sup>a</sup> Z-Score)	23.2	0.41 <sup>a</sup>

### Encounters

6907 encounters recorded in 2020

